

INDIA TIME USE SURVEY

Laishram Ladusingh

International Institute for Population Sciences

Mumbai, India.

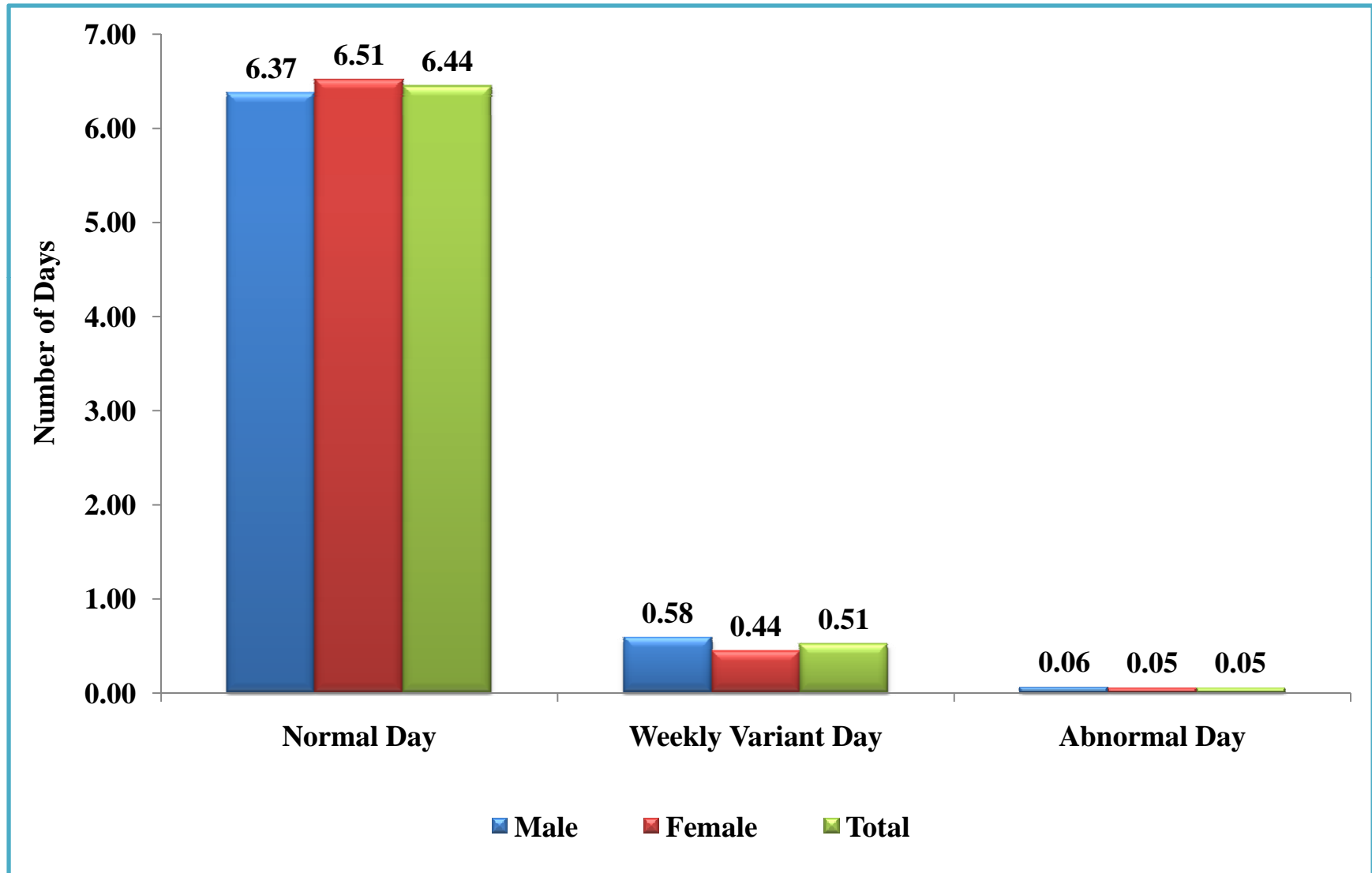
Time Use Survey (July, 1998- June, 1999)

- ☐ **Objectives of the Survey:** To collect data for properly quantifying the economic contribution of the women in the national economy and to study the gender discrimination in the household activities
- ☐ Selected states in which survey was conducted: **Haryana, Madhya Pradesh, Gujarat, Orissa, Tamil Nadu and Meghalaya**
- ☐ Sample Size: **18,951 households**
- ☐ Negligible Non- Response Rate
- ☐ Sampling Design: **Three Stage Stratified Sampling**
 - ✓ **First Stage: Districts**
 - ✓ **Second Stage: Village/ Urban Blocks**
 - ✓ **Third Stage: Households**
- ☐ Method of Data Collection: **Interviewing Method**

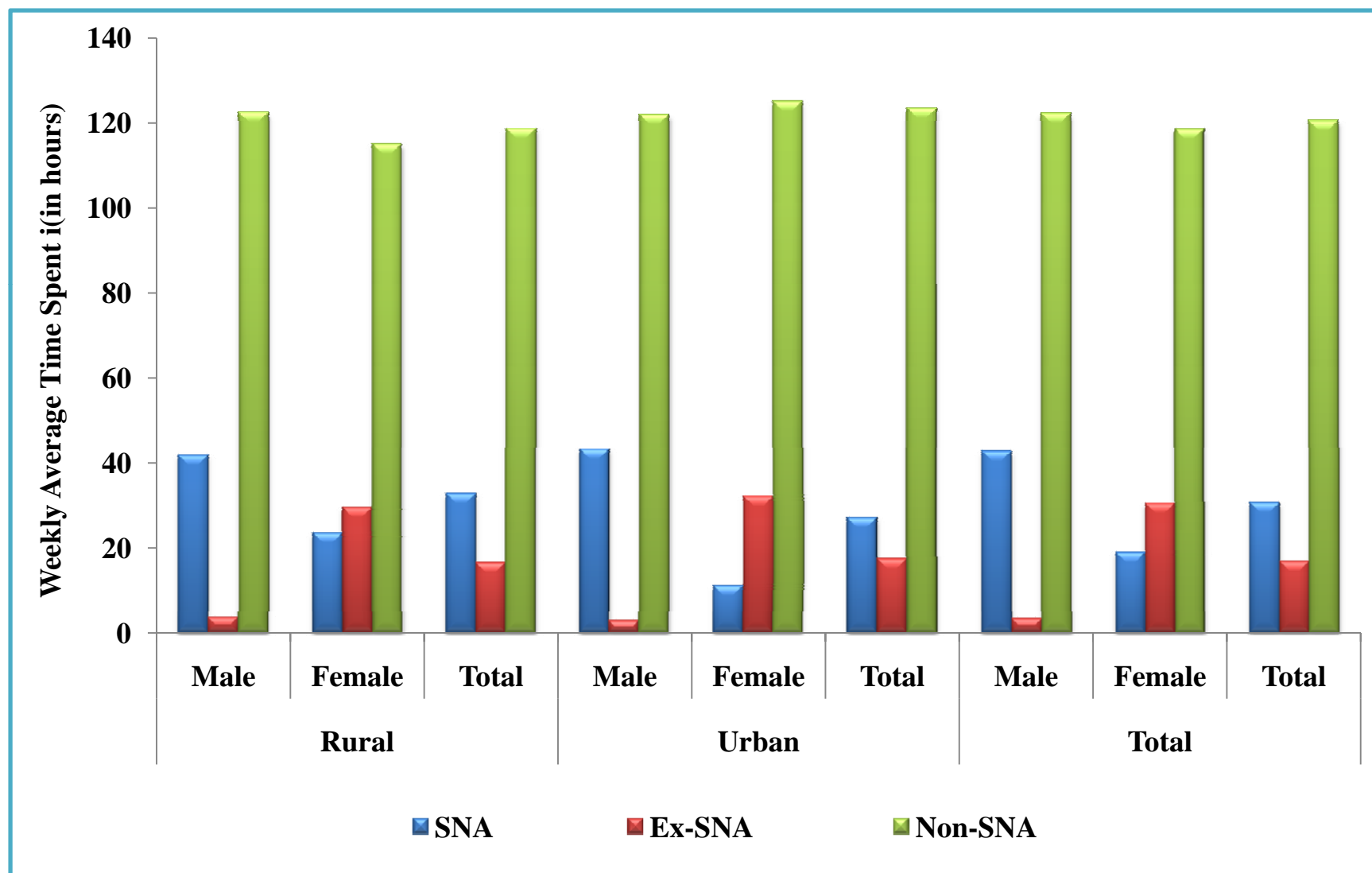
Contd.....

- ❑ A new activity classification was developed for use in the survey
- ❑ Number of Blocks: **Four (0-3)**
- ❑ Data was collected both at household and individual level
- ❑ Domains covered: social and demographic characteristics of respondents, land possessed, monthly percapita consumption expenditure, principal industry, occupation, usual activity status, variation in activity pattern, time spent in SNA, non-SNA and extended SNA activities, participation of women in household decision making etc.
- ❑ Data were collected for three types of days: **Normal, Weekly Variant and Abnormal** with a reference period of **One Week**
- ❑ Data for each type of these days were collected with a recall lapse of only **one-day**

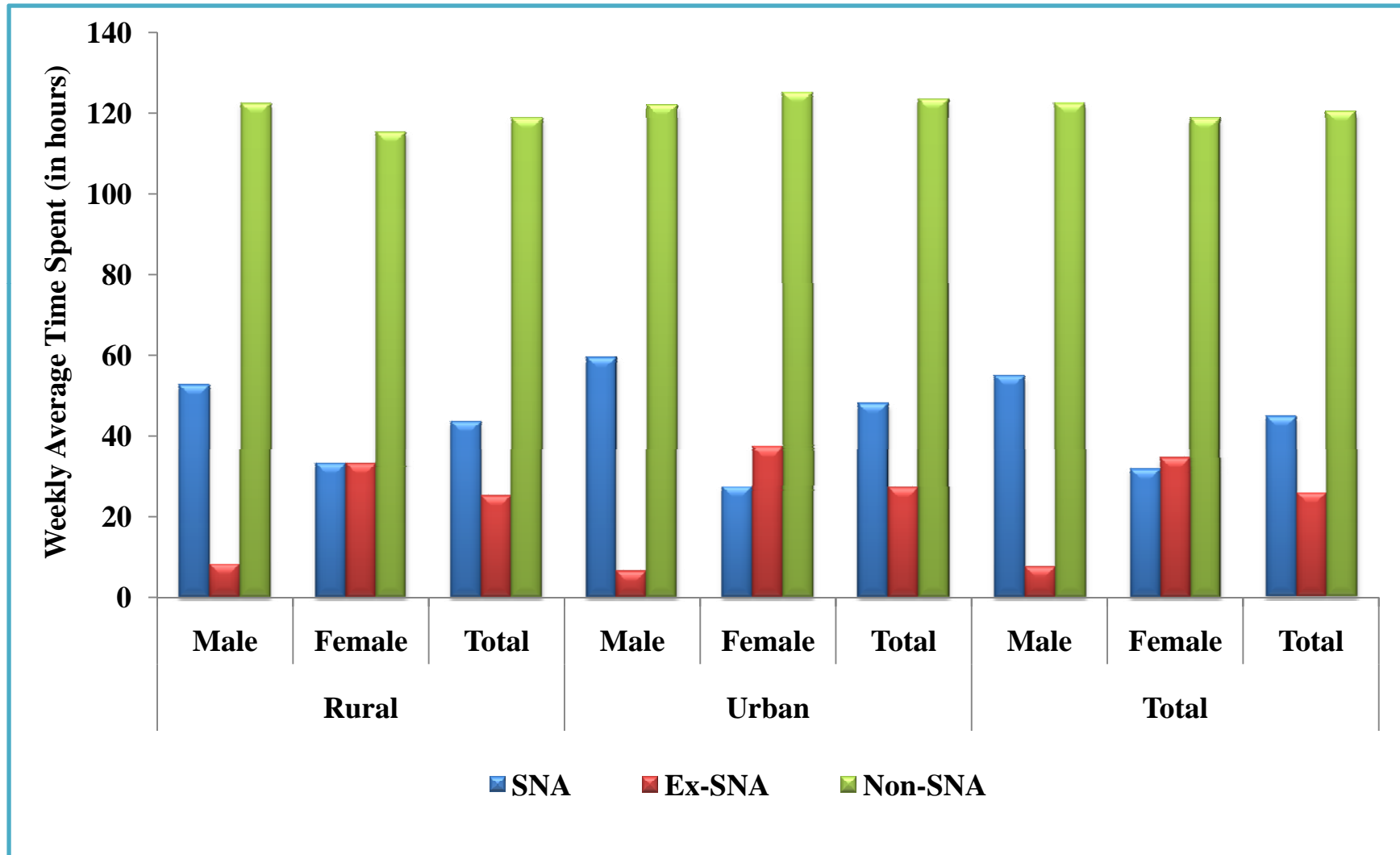
Average Distribution of Days (out of 7 days) According to Type of Days, Tamil Nadu Sample



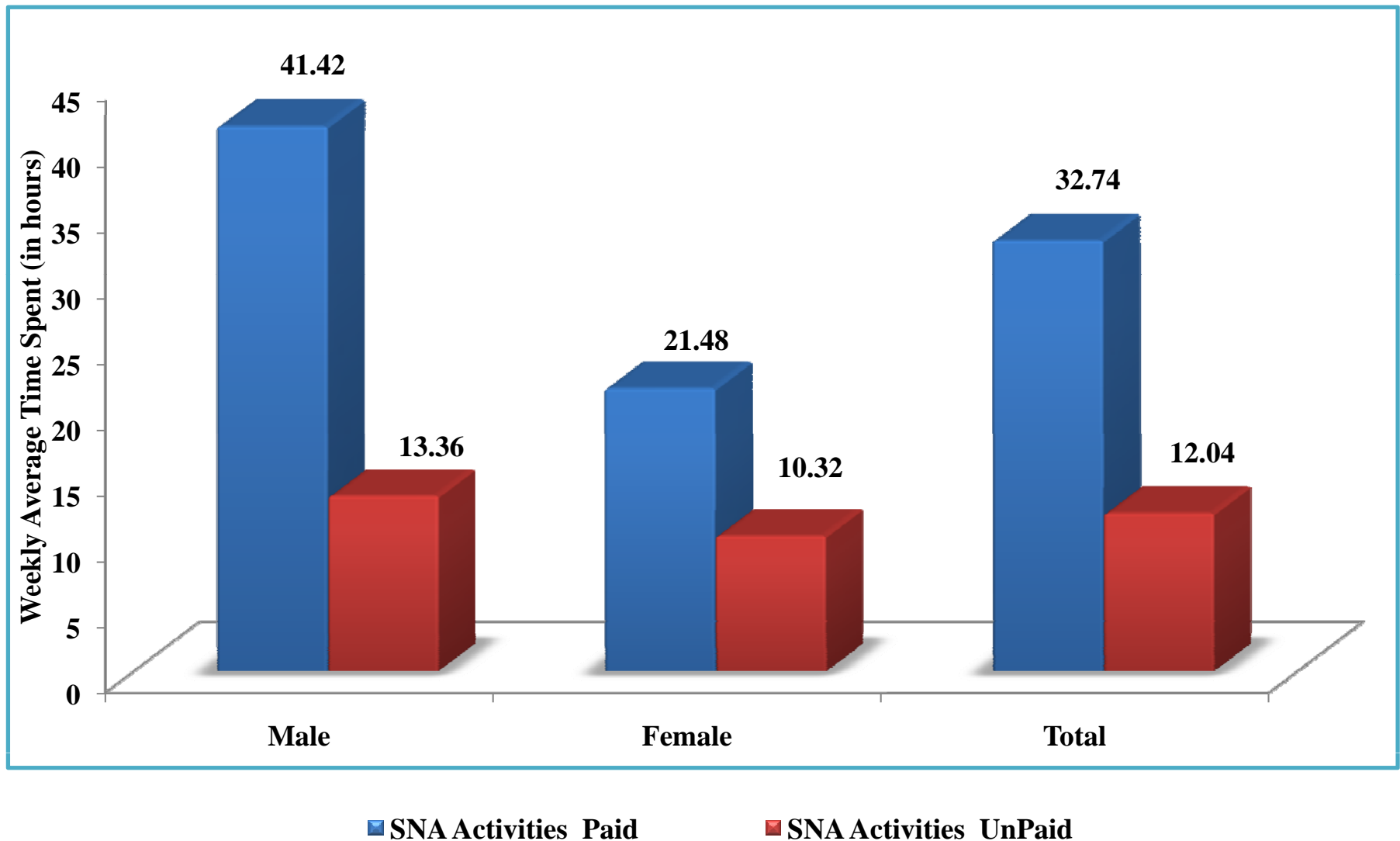
Weekly Average Time Spent on SNA & Non-SNA Activities by Sex & Place of Residence (full Sample)



Weekly Average Time Spent on SNA, Ex-SNA & Non-SNA Activities by Sex & Place of Residence (participants)



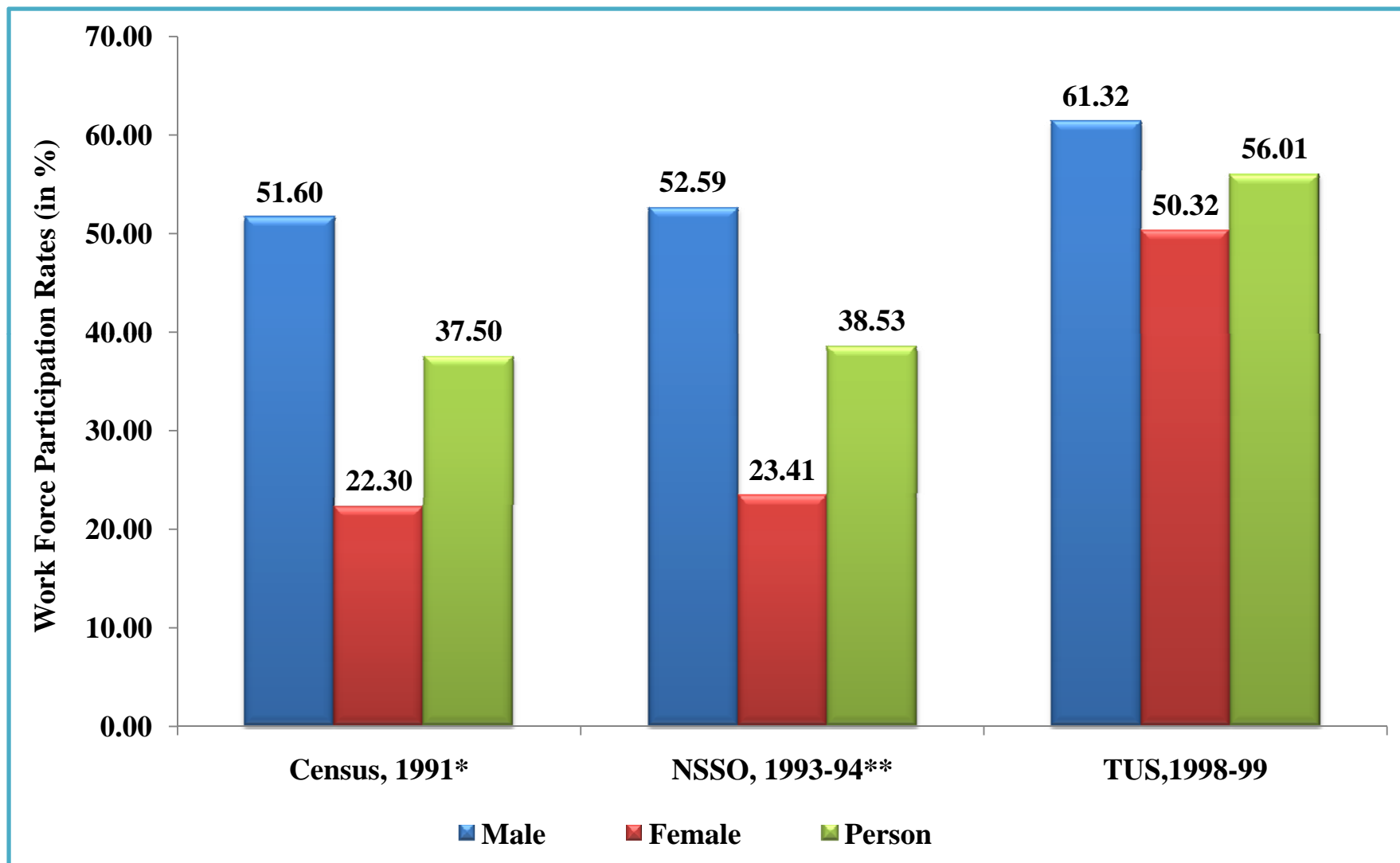
Weekly Average Time Spent on Paid & Unpaid SNA Activities by Sex



Weekly Time Spent on SNA, Ex-SNA & Non-SNA by Age Group & Sex

Age Group	Sex	SNA	Extended SNA (in hours)			Non-SNA (in hours)		
			Activity Classification Codes			Activity Classification Codes		
			IV	V	VI	VII	VIII	IX
6-14	Male	28.51	4.74	5.28	6.23	48.87	24.83	95.75
	Female	17.41	9.58	5.49	9.13	49.09	23.39	96.21
	Total	22.78	7.93	5.40	7.63	48.97	24.13	95.97
15-59	Male	2.77	6.16	5.64	7.91	46.78	16.50	97.48
	Female	12.85	8.56	12.78	7.97	40.53	16.50	96.83
	Total	6.94	7.90	10.58	7.93	43.94	16.50	37.37
59+	Male	45.93	8.10	7.05	9.63	3.01	19.14	120.23
	Female	29.57	24.36	10.57	12.69	4.35	20.18	124.06
	Total	40.18	18.40	9.07	10.72	3.53	19.55	121.98
Total	Male	54.80	6.31	5.46	7.63	47.61	17.71	99.91
	Female	31.83	31.05	11.61	9.03	45.49	17.77	98.68
	Total	44.80	23.88	9.67	8.25	46.61	17.74	99.27

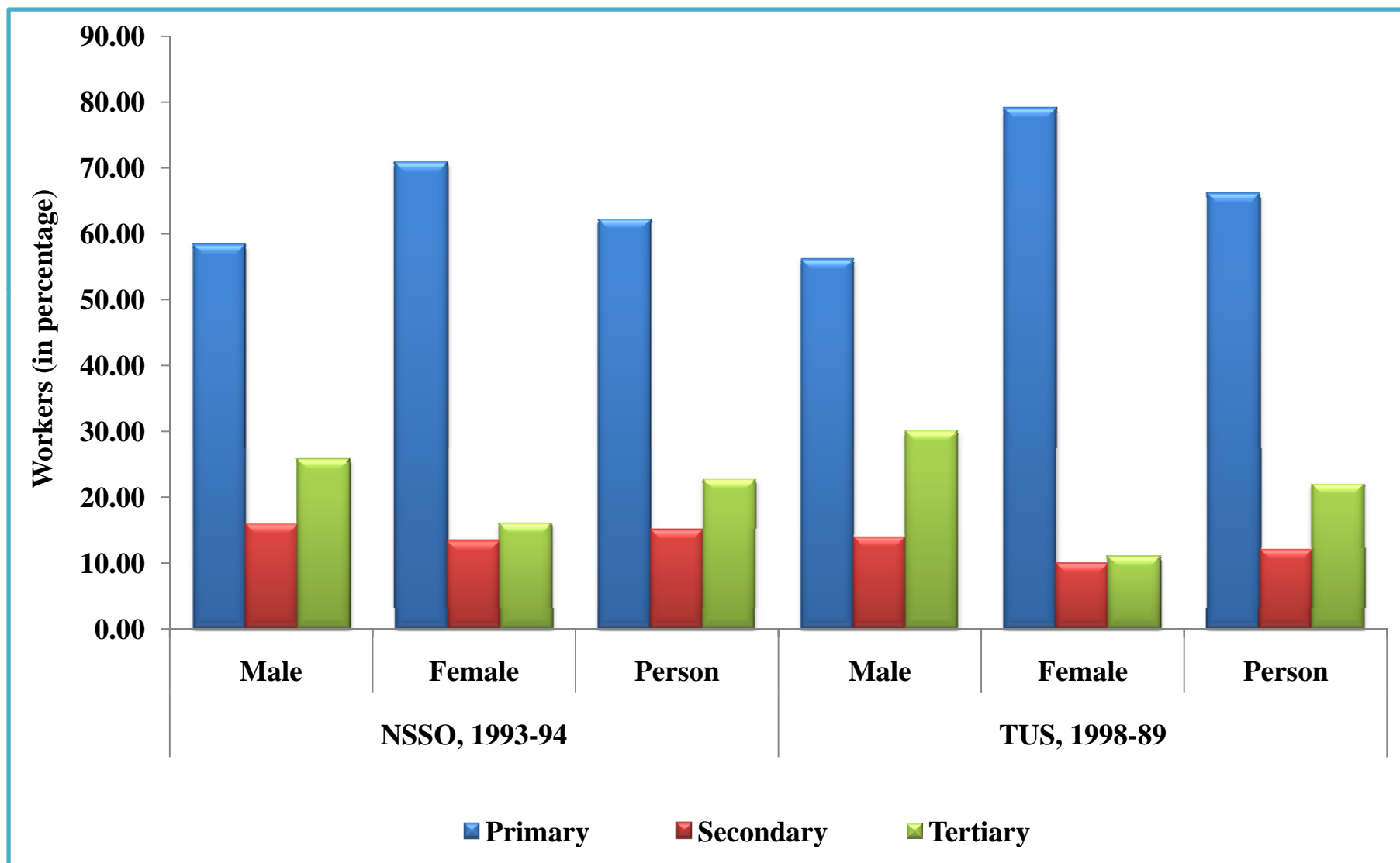
Comparison of Work Force Participation Rates from Different sources



Note: * Usual Status approach using main & marginal workers

**Current Weekly Status approach including Principal & Subsidiary Workers

Percentage Distribution of Workers in Time Use Survey and NSSO by Industrial Categories



INDIA TIME USE SURVEY, 1998-1999

ACTIVITY CLASSIFICATION

IV. Household Maintenance, Management and Shopping for own household

- 411. Cooking food items, beverages and serving
- 421. Cleaning and upkeep of dwelling and surroundings
- 422. Cleaning of utensils
- 431. Care of textiles: sorting, mending, washing, ironing and ordering clothes and linen
- 441. Shopping for goods and non-personal services: capital goods, households appliances, equipment, food and various household supplies
- 451. Household management, planning, supervising, paying bills, etc.
- 461. Do-it-yourself home improvements and maintenance, institutions, servicing and repair of personal and household goods
- 471. Pet care
- 481. Travel related to household maintenance, management and shopping
- 491. Household maintenance, management and shopping not elsewhere classified
- 892. Travel relating to search of jobs.

INDIA TIME USE SURVEY, 1998-1999

ACTIVITY CLASSIFICATION

V. Care for children, the sick, elderly and disabled for own household

511. Physical care of children: washing, dressing, feeding

521. Teaching training and instruction of own children

531. Accompanying children to places: school, sports, lessons, etc./PHC/Doctor

541. Physical care of the sick, disabled, elderly household members: washing, dressing, feeding, helping

551. Accompanying adults to receive personal care services: such as hairdresser's therapy sessions, temple, religious places etc.

561. Supervising children needing care – with or without other activities

562. Supervising adults needing care – with or without other activities

571. Travel related to care of children

572. Travel related to care of adults and others

581. Taking care of guests/visitors

591. Any other activity not mentioned above

INDIA TIME USE SURVEY, 1998-1999

ACTIVITY CLASSIFICATION

VI. Community services and Help to other Households

611. Community organized construction and repairs: buildings, roads, dams, wells, ponds etc. community assets

621. Community organized work: cooking for collective celebrations, etc.

631. Volunteering with for an organization (which does not involve working directly for individuals

641. Volunteer work through organizations extended directly to individuals and groups

651. Participation in meetings of local and informal groups/ caste, tribes, professional associations, union, fraternal and political organizations

661. Involvement in civic and related responsibilities: Voting, rallies, attending meetings, Panchayat

671. Informal help to other households

681. Community services nor elsewhere classified

691. Travel related to community services

INDIA TIME USE SURVEY, 1998-1999

ACTIVITY CLASSIFICATION

VII. Learning

711. General Education: School/university/other educational institutions attendance

721. Studies, homework and course review related to general education

731. Additional study, non-formal education under adult education programs

741. Non-formal education by children

751. Work-related training

761. Training under Government program such as TRYSEM, DWCRA and others

771. Other training/education

781. Learning not elsewhere classified

791. Travel related to learning

INDIA TIME USE SURVEY, 1998-1999

ACTIVITY CLASSIFICATION

VIII. Social and Cultural Activities, Mass Media, etc.

- 811. Participating in social events: wedding, funerals, births, and other celebrations
- 812. Participating in religious activities: Church services, religious ceremonies, practices, kirtans, singing, etc.
- 813. Participating in community functions in music, dance etc.
- 814. Socializing at home and outside the home
- 821. Arts, making music, hobbies and related courses
- 822. Indoor and outdoor sports participation and related courses
- 831. Games and other past-time activities
- 832. Spectator to sports, exhibitions/museums, cinema/theatre/concerts and other performances and events
- 841. Other related activities
- 851. Reading other than newspapers and magazines
- 852. Watching television and video
- 853. Listening to music/radio
- 861. Accessing information by computing
- 862. Visiting library
- 863. Reading newspapers, magazines
- 871. Mass media use and entertainment not classified elsewhere
- 891. Travel related to social, cultural and recreational activities not elsewhere classified, mass media and entertainment

INDIA TIME USE SURVEY, 1998-1999

ACTIVITY CLASSIFICATION

IX. Personal care and Self-Maintenance

- 911. Sleep and related activities
- 921. Eating and drinking
- 922. Smoking, drinking alcohol and other intoxicants
- 931. Walking, exercise, jogging, yoga, etc.
- 941. Receiving medical and personal care from professional
- 942. Receiving medical and personal care from household members
- 951. Talking, gossiping and quarreling
- 961. Doing nothing, rest and relaxation
- 971. Individual religious practices and meditation
- 981. Other activities
- 982. Resting/convalescing due to physical illness and physically unwell persons
- 992. Travel related to personal care and self-maintenance

Thank you